

ART & SCIENCE  
COMPETITION

 DREAMING GREEN

# EXHIBITION CATALOGUE



## CONCEPT NOTE

What do Pablo Picasso and Marie Curie have in common? They both used the creative process to innovate in their fields and showed that there is a power in both art and in science to see things in new ways. To tackle complex challenges. To find new solutions. To create. To innovate. **To dream.**

In 2019, we piloted the first Art-Science competition with the European Schools of Belgium (“Moving with the Times” Theme) to see if we could empower young people to use art to see new solutions through science. It was a huge success as demonstrated by the participants feedback and 2020 selection for showcasing in the Citizen Engagement Festival of the European Commission. We want to build on this experience towards a bigger vision of Citizen Science and Youth Engagement.

Therefore, the 2021 edition of the Art-Science competition is open to all European Schools with coordination by EEB4 (Brussels, Laeken). The choice of “**Dreaming Green**” theme speaks to us all as we see how much we can change in the world from one day to the next when we have a collective goal and dream big. Art-Science provides a new perspective and energy to tackle societal challenges in the near and distant future. The shared creations from Dreaming Green intends to inspire and engage our school communities and wider public as we realise together the Green Deal of the European Union and other global initiatives.

# SELECTED ARTWORKS

The artworks presented in this catalogue have been selected by the Art & Science coordinators of each of the following participating schools :

- European School of **Alicante**
- European School of **Brussels I**
- European School of **Brussels II**
- European School of **Brussels III**
- European School of **Brussels IV**
- European School of **Frankfurt am Main**
- European School of **Karlsruhe**
- European School of **Luxembourg I**
- European School of **Luxembourg II**
- European School of **Mol**
- European School of **Munich**
- European School of **Varese**
- École internationale Provence Alpes Côte d'Azur à **Manosque**
- Europäische Schule **RheinMain**, Bad Vilbel
- School of European Education of **Heraklion**
- Scuola per l'Europa di **Parma**

# **JUNIOR SELECTION**

## **S1-S2-S3-S4**





**Become friends with nature. And nature will help you without asking.**

KLEVTSOV Ratmir  
AES Heraklion  
S3

## INTENTION NOTE

*It is during the middle of 2050.*

*Human race has been to Mars and there are plans of settling there in order to establish a colony.*

*The have carried capsules with plants that can grow on Mars. One day next to the capsule an astronaut sees a growing sapling and he is shocked!*

*It is an optimistic piece that would like to underline the importance of flora as an essential element for our survival.*

*Material: Tempera and acrylic on paper.*



## Reaching for Nature

**FINCH Otilie**  
AES Manosque  
**S1**

### INTENTION NOTE

*Based on Banksy's Balloon Girl.*

*By reaching for nature, a girl is being pulled from the polluted land (because nature can provide solutions to our environmental problems).*


*Material: A3 watercolour.*

## Our Glorious Creation

JOSEPH Lalou

AES Manosque

S3



### INTENTION NOTE

*Soft pencil drawing. My drawing shows the fight ahead for us if we are to save our planet from the pollution, fossil fuels, plastic. It is not an easy fight.*

*Our Glorious Creation, or the fighter standing strong, is war, famine, pollution and death. Even though it is slowly dragging us to our downfall, we still cheer and encourage it to win.*



## Reflection through opalescent eyes

RIEUNIER Juliette

AES Manosque

S4



### INTENTION NOTE

*In this artwork, I wanted to represent the positive effects the human has on the earth, how we can use these hands to improve, help build a better place and how we can inspire each individual into making choices which will have an impact. A3 watercolour painting.*



## Nature Dream

BICCHIERRI Beatrice

AES Parma

S1

### INTENTION NOTE

*This drawing represents the nature in a dream that mixes the symbols of Picasso and Marie Curie.*

*Size: 24x33 cm.*

*Technique: black marker and colored pencils on paper.*





## Daily Ecological Routine

GABBI Sara

AES Parma

S2

### INTENTION NOTE

*Hi everyone, I'm the student Sara Gabbi.*

*Today I will give you some tips for your daily routine!*

*First of all, for meals, you could use glass bottles, you would buy only one bottle and therefore you would spend even less, since you can spend over € 50 per month just for water.*

*Italy is the third country in Europe in terms of bottled water consumption, in addition, 8 billion 1.5-liter bottles of water are consumed in Italy, which produce 280,000 tons of plastic waste !!!*

*In addition to glass bottles, you can buy recyclable packaging! Or put a filter and fill the bottles directly from the tap! It takes very little to make a difference!*

*Technique: Digital picture.*



## The Chlona House

LAPY Chloé, MOUSSAOUI CHENOT Lena

AES Parma

S1

### INTENTION NOTE (1/3)

*We chose to build a compact house with two rectangles. We placed large bay windows to the south so that the heat can enter the house as much as possible and we have not put windows on the parts that are less exposed to the sun. The walls of our house are made of straw because it is a very good thermal insulator. Straw considerably reduces heating consumption. It is also an excellent sound insulator. Plants cover some of the walls of our house. The green wall is a thermal insulator. In summer it lowers the indoor temperature and in winter it insulates the wall from rain and humidity.*

*In addition to the house we have installed:*

- *A natural swimming pool which is a basin which functions thanks to the action of certain bacteria and aquatic plants. The water was taken from the river.-A tank, which cannot be seen because it is buried. It is used to supply the house with water. To make rainwater really drinkable, you have to make sure that the ph of the tank is stable. Then, three methods exist to make rainwater drinkable: microfiltration, ultra filtration and reverse osmosis.*
- *A compost which can be used to recycle certain foods and which will be used as fertilizer for our vegetable garden. (See next page).*





## INTENTION NOTE (2/3)

- *Solar panels for the production of electricity necessary for the house and for the consumption of the car.*
- *Our house is near a river. The current of the water is used to generate electricity and to supply the swimming pool with water.*
- *A recycling corner which includes various bins.-A vegetable garden to self-feed with vegetables and fruits. We also have fruit trees in the garden.*
- *A farm for milk, cheese and eggs.*

*(See next page)*





## INTENTION NOTE (3/3)

*In our house, we make our own household products with non-polluting natural products. We also use reusable cotton squares. We use glass jars for the purchase of retail food products and not the purchase of ready-made foods to minimize plastic and cardboard packaging.*

*We made our own wooden furniture and collected many of the items we have in our house. 100% of our model was made with materials or objects that we have recycled.*

*Size: 50x100 cm.*

*Technique: Model in recycled materials.*



# United for the climate

SCARAMUZZA Giulia

AES Parma

S2



## INTENTION NOTE

*Now I would like to explain to you the idea that came to my mind and that could help improve this harmful situation. In my opinion we already have the potential and the knowledge to defeat this "enemy" but the problem is that people do not make those small gestures that could be able to save one more turtle. Only the government is trying to find solutions to reduce pollution but it is not enough, we also need the help of the people! This is why in my drawing I have put boys and girls holding hands, because to guarantee a better future for the next generations, everyone needs to collaborate, male and female, young and old. The flags of the six founding members of Europe are depicted in the boys' shirts and skirts because we must begin to intervene on this problem. This is just a simple drawing but it wants to get an important message across.*

*Size: 24x33 cm.*

*Mixed technique (black marker, colored pencils, charcoal, collage) on paper.*




## Solutions for the climate

SCLEP Jasper

AES Parma

S2



### INTENTION NOTE

*I have chosen in my drawing to represent already existing solutions for the climate. We have already found many solutions, but we still have to learn how to implement them. In the middle of my drawing, I drew a street with buildings and a nature park on the left and the ocean on the right. No fuel-powered cars are allowed in the streets. That also explains why I drew a prohibition sign on the road. You can also see a place where you can charge the electric cars. It is also very important that you can go to work or school on foot or by bike and that is why there are a lot of bicycle and footpaths. Trees are also especially important if you want a greener environment because they absorb the CO<sub>2</sub> in the air and emit the O<sub>2</sub> again. That's why I drew a lot of trees (next to the road, in the park, on the balconies and on the roofs of the apartment buildings). You can also see a vegetable garden on the roof of the buildings so that the residents can grow their own vegetables without having to bring them from far away and in this way reducing unnecessary transport that are bad for the environment. On the front wall of each building, you can see solar panels. They make sure that clean energy is used in the flats, just like the windmills behind the buildings. In the sea, you can see an Ocean Clean Up boat. This is a project by Boyan Slat to reduce the amount of plastic in the ocean. On the beach, there is no rubbish because enough rubbish bins are available.*

Size: 24x33 cm.

Technique: Black marker and colored pencils on paper.

## Green Connection

FINK Arthur  
AES RheinMain  
S4



### INTENTION NOTE

*This is a collage for which I painted the animals and inserted them into photographs of different habitats. I wanted to show how everything in our natural world is connected and one ecosystem depends on the other. The complementary contrast of the blue and yellow colors is to give the image a positive atmosphere. The warm and cool colors are in contrast to one another, as are the habitats. But this is what makes our planet so diverse and worth saving.*



## Admiration of the Flower

WALSER Rebekka

AES RheinMain

S4



### INTENTION NOTE

*This is a 3-D artwork 35 x 35 x 30 cm.*

*It consists of recycled aluminum cans that I formed and painted to represent people. They stand in a circle admiring a gigantic flower. I made the flower of recycled yogurt cups that I cut up and shaped. I used other found materials to create this small installation. It is to represent the admiration for nature, but also the fact that we can reuse materials to create new environments without killing or destroying more natural resources.*

## Save Ralph

PELNENA ELIZA

ES Bruxelles II

S1

### INTENTION NOTE

*I was inspired to make this art piece because I came across an add about animal testing right before the dreaming green competition. This add was a cartoon short film called "save Ralph", and it made me realise how cruel animal testing is, and how many animal tested products I own. I was so touched by this add that I decided that it is what I am doing for the dreaming green competition. So I created an art project in a similar cartoon style, to show what animal testing is and how cruel it can be. It is connected to the science theme, mostly because the place that they test animals in, is a lab. They do experiments in it testing different types of chemicals, which are things you do in a science lab.*



# Climate Dream

PILLET Abigail

ES Bruxelles II

S1



## INTENTION NOTE

*I was inspired to make this work because I want to be able to look around me and see plants without seeing pollution next to them. I would like to be able to grow up without worrying and seeing people worry about my generations and the future generations future because of climate change.*

*3D work, clay, plants, cardboard.*







## Umbrella under the stars

ÁLVAREZ NEWMAN Susana

ES Brussels III

S2

### INTENTION NOTE

*My drawing is related to art because it's very colourful and expressive. The girl walking with the umbrella is a bit sad, the colours from the umbrella are dropping to the ground.*

*It's related to science (more specifically to the environment and a bit to the astronomy) because you can see a park and a pond, which a lot of it is green, and there are stars and a moon you can also see.*

*I think it does fit in "Dreaming green", although there could be more elements related to "Dreaming green", but I think what I have added to my drawing is fine.*

## Science and Nature

DAVID VON FRANQUEMONT Amélie

ES Bruxelles III

S2



### INTENTION NOTE

*In my drawing for "Dreaming Green" you can see the connection between science and nature and the controversy it sometimes holds. We are currently looking for low carbon sources of energy, like wind craft or biofuels. However, there is a specific plant, the "nuclear power plant". In its production it is actually very low carbon, and therefore nature friendly. I symbolized this by a tree growing out of the nuclear power plant. At the same time, we have not found a way to dispose in a nature friendly way of the nuclear waste and this energy source therefore remains controversial. This controversial aspect is symbolized by a slightly absurd composition of the drawing.*





## Think Green, Live Green

REHRL Julia  
ES Bruxelles III  
S2

### INTENTION NOTE (1/2)

*The story of the artwork:*

*Two kids are sitting in the school bus. They wear face masks and colourful clothes. The face masks are the reference to the environmental pollution of our planet but also to the current Corona-crisis.*

*'What can be done to save our planet?', the kids ask themselves.*

*'Dreaming green' is a good start, but for sure not enough. From vision to action is the way forward. Environmental protection is a challenge, which must be tackled by us, the next generation.*

*We, the youth must wake up.*

*We, the youth must stand up.*

*We, the youth must live and implement our dreams. (See next page).*



## INTENTION NOTE (2/2)

*The description of the artwork:*

*The artwork consists of a 2D background picture and a 3D sculpture. The 2D background picture was made with water colours, colour pencil and felt pen on a drawing paper. Colours were used to show a bright future, hope and motivation. The 3D sculpture was made of paper, hot fluid glue and acrylic-colour. The squared 'black stone' symbolises both a coal piece and cobblestone. The coal piece stands for environmental pollution whereas the cobblestone represents the revolutionary character of the fight for our future.*

*When looking closer, you will find within the squared black stone a raised fist on a stone and graffiti, which are both symbols for:*

- *The youth*
- *Standing up*
- *Initiating a change for our world.*



## Queen's Gambit

VADUVA Veronica

ES Bruxelles III

S2



## INTENTION NOTE

*For my artwork I was inspired by the series The Queen's gambit. The chessboard represents the constant battle of our world against pollution. Like a chess game, the challenge is not easy. The world will not be changed by one person but by everyone: small, tall, disabled, young, old, from all corners of the world. The hand taking down the King on the chessboard represents the new generation that is the key to stop pollution. It is important for everyone to realize that it is very urgent to change their daily bad habits and stop global warming. Each chess figure has a letter from one of these words: the gold ones represent Pollution and the silver ones Recycling. Each of them acts towards destroying the planet or saving it. The hope is there, the King is down, the Pollution defeated.*





## Triptych “Green Transition: towards a Green Anthropocene”

SHISHKOVA Margarita

ES Bruxelles IV

S4

### INTENTION NOTE (1/4)

*The Context: What is the Anthropocene or the Age of Humans? Humanity is facing a pandemic, an economic crisis and an ecological breakdown. COVID-19 has shown how vulnerable we human beings are and the huge potential of Science, Research and Innovation, which could save Humanity.*

*The latest UNDP Human Development Report 2020 refers to the current crucial moment we are living: people and planet are entering an entirely new geological epoch, the Anthropocene or the Age of Humans, where humanity is the master and governs the planet but needs badly to redesign paths. Progress will be possible only by changing the dangerous pressures humans put on the planet (a kind of predatory Anthropocene) and dismantle the gross imbalances of power and opportunity that prevent transition to a Green Anthropocene. “While humanity has achieved incredible things, it is clear that we have taken our planet for granted,” said Jayathma Wickramanayake, the UN Secretary-General’s Envoy Youth. “Across the world young people have spoken up, recognizing that these actions put our collective future at risk. We need to transform our relationship with the planet, to make energy and material consumption sustainable, and to ensure every young person is educated and empowered to appreciate the wonders that a healthy world can provide.” (See next page).*



## INTENTION NOTE (2/4)


*Reforestation, combatting pollution, switching from fossil fuels to renewable energy sources, are all part of the measures to tackle global challenges, including climate change. Humanity needs to benefit from science and innovation and to work with nature not against it, so that human development can take a transformational step forward from a predatory/self-destructive Anthropocene to a green Anthropocene, where nature and societies will live in sustainable harmony.*

### ***The triptych***

*My work seeks to convey this context and to illustrate in artistic language the transition to a Sustainable world, paying an indirect tribute to sciences, including social sciences/history, culturology and mythology, multiples elements which underpin the Green transition as a big leap in a human development, mentality and practical life... To express this with the artistic means, I was faced with the challenge to include so many complex elements in one painting; there was the risk of the work becoming unreadable, kitschy or cluttered with banal images. Therefore, I opted for three parts, each embodying metaphorically the different stages of the relations between humans, the planet and the Space.*

*The triptych consists of three oil paintings on canvass, two of 40/60cm and one of 40/50cm. (See next page).*





## INTENTION NOTE (3/4)

### **Painting 1:**

*Our blue and green planet THE EARTH is depicted in the galaxy, an immense, infinite universe. There is a mystery that surrounds the globe; a mystery that is embodied in a red-purple cloud of dust, lava or the waves of a river on which the Earth is floating. The Earth seems to be pushed by this unknown mysterious force, without being able to offer any resistance. There is a feeling of danger, a latent risk, associated with the red, orange nuances, an anticipation of a growing threat. Overall, there is a feeling of anxiety that emanates from the whole of this image...*

### **Painting 2:**

*The threat has become a reality. We see houses and trees, a forest burning, a town with cosy two-storey houses behind the FIRE and its terrible destructive flames. The fire allows the viewer to see fragments of an ancient prosperous town during the Bulgarian Renaissance. However, the fiery storm is invading everything and turning the peaceful comfort to ASHES. Wait a moment: ignited feathers and a BIRD? Is this a Phoenix, the mythical bird that resuscitates eternally from its own ashes? Will the burning EARTH now be like a Phoenix and will it revive triumphing over its own destruction? (See next page).*





## INTENTION NOTE (4/4)

***Painting 3:***

*The Epoch of Green Anthropocene is dawning after the previous cataclysm. Homo Sapiens (here represented by a human FACE and namely by a big EYE) are at the centre of the universe.*



# The Earth's Inferno

VILLA Greta  
ES Bruxelles IV  
S4


## INTENTION NOTE

*The original artwork, created by Greta Villa, was inspired by Dante Alighieri's long poem 'La Divina Commedia' where we are introduced to his 'INFERNO'.*

*This artwork is a representation of how the consumption of wealthy societies affects the poorer societies and not their own because all the plastic and garbage of a wealthy country doesn't end up in the own country's nature or water as it is transported and dumped in poorer countries. The first cycle of the painting shows a wealthy and developed country which is throwing all its garbage down to the second and third cycles of the painting which represent poorer and poorer countries going down the painting.*







## Vertical Garden

Pupils of levels S1 to S4

ES Frankfurt

S1-S4

### INTENTION NOTE (1/3)

*This is a junior project to which all the S1 to S4 students of the European School of Frankfurt have contributed. The Schola Europaea Frankfurt's contribution to the "Dreaming Green" project is not just the expression of a dream, but the actual realization of a dream... in green.*

*Our project consists in the construction of a vertical garden made of plastic bottles and plants on one of the walls of the main entrance hall of the school.*

*In this perspective, our aim, not only ecological at first but also aesthetic, is to address two of the most worrying environmental problems of our time: the contamination of ecosystems by plastics, and the global warming partly caused by the massive exploitation of jungles and forests, the dramatic consequences of which are an increase in the quantities of carbon dioxide released into the atmosphere and the consequent greenhouse effect. (See next page).*



## INTENTION NOTE (2/3)

*We dreamed green and designed our vertical garden with the idea of helping to tackle these two major environmental problems on a modest but highly symbolic scale, while reusing and giving a second life to plastic bottles and growing plants that can absorb carbon dioxide from the atmosphere and produce oxygen through photosynthesis. In addition, we thought that vertical gardens are beautiful and can be true works of art.*

*Our vertical garden is made of self-watering rows of recycled bottles decorated with recycled paper. The top bottle is filled with water that falls slowly and circulates along all the bottles in a column watering the plants. The excess water is then collected by a bottle at the bottom that is emptied from time to time and used to fill the bottle at the top again. We have made load tests to calculate how much weight a row of bottles could stand so the whole display is safe to hang at the school.*

*All students from S1 to S4 have created a bottle using paper from old magazines and newspapers. In this way they have contributed on an additional level to recycling.*

*The bottle decoration is inspired by the mosaics used by two major European artists, Gaudi and Hundertwasser in many of their works. (See next page)*








## INTENTION NOTE (3/3)

*Almost all of the pieces (+/- 99%) that make up the mosaic decoration of the bottles showcase the full range of different shades of blue, from turquoise to royal blue. These tiles are slightly (+/- 1%) dotted with yellow or gold.*

*The use of these colours for the decoration globally evokes the colours of the European flag. The decorative element chosen, the fragments, recall, by its nature and the variety of colours used, the diversity of nations and cultures that make up the European Union. The combination of shades of blue and a few sparks of yellow/gold, the colour result of which is in theory green, evokes the ecological significance of the project.*

*The integration of each unique bottle, distinct from the others by its particular decoration, into a wall forms another evocative mosaic in the manner of a «mise en abîme» of European diversity which, combined with the vegetation, symbolizing vitality and renewal, will indissociably unite our Union and the need to protect our environment, visualizing our concern for ecology.*

*In all its aspects (oxygenation, fight against the greenhouse effect, recycling, self-supply of water, aesthetic presentation) our project achieves the 'Dreaming Green', our dream... in green.*



## No Breath Follows Death

CHRISTENSEN Lauren, CHRISTENSEN Rachel

ES Frankfurt

S1

### INTENTION NOTE

*You may think, "What does this artwork have to do with dreaming green?" It is a warning, not a dream.*

*It is a warning, but the warning is what will help pursue our dream. A dream of a planet that is healthy. A dream of a planet full of life. A dream of a planet with non-toxic air. A so-called Utopia.*

*Why did we choose to draw this? Well, if you have not noticed, this artwork is an allegory. It represents life from the lungs and nature from the tree.*

*We choose to draw the birch tree because it symbolizes rebirth, new beginnings and growth. The birch tree is a sacred tree because they are believed to have very protective influences.*

*We drew lungs because lungs bring fresh oxygen into our bodies, which brings us life. The bronchioles also look like tree branches.*

*This artwork represents dreaming green because it is a dream of a greener future.*



# Ecosystem in a Glass Bowl

GIANNAKOPOULOU Alexandra, HUMPHRIES Holly, LEUNG Florence,  
VAN TIENEN Daniella

ES Frankfurt

S1



## INTENTION NOTE (1/2)

*'Dreaming Green' when we heard these two words immediately, we thought about nature, healthy and with all its colours; green, yellow, light blue, brown and red. Words such as bubble, wood, vine, animals, water and plants came to our mind. When we think of dreaming, we think of a bubble. These ideas inspired us to create our ecosystem in a glass bowl and present it artfully.*

*At first, we were unsure, if the way how we decorate our bowl would be sufficient to cover the art side of the competition but then we researched artists that are inspired by nature or use natural material for their artwork and we found many. Artists such as Richard Long, Nils-Udo, Katerina Apale, Lorenzo M. Duran or Miranda Lloyd are all inspired by nature and the natural beauty. We bought a beautifully crafted stand to present our mini ecosystem on and we decorated it with vines. This idea was inspired by the thought that sometimes we have tangled dreams and therefore we tangled the vines around the foot of our stand to represent this. (See next page).*



## INTENTION NOTE (2/2)

*As for the science, we researched the different components needed for the mini ecosystem to work and sustain itself. As we were researching it, we were fascinated by the science of the ecosystem. We made sure that we included plants which produce oxygen and are a food source for the animals, as well as little shrimps and snails that eat algae and provide nutrients for the plants in return. Also, we research how much water and what type of water (not fresh tap water) is needed for the ecosystem as well as how much air we need to leave for the ecosystem to work.*

*Dreaming green is an important and current issue. Our planet needs our help to recover therefore, we all need to dream more green and make the world green again! We are a group of four S1 girls of the European school Frankfurt. We loved getting involved in this project as we love art and science.*

*Thank you for the opportunity.*





## Mask in the Forest

TEROL RUIZ Antonio

ES Frankfurt

S4

### INTENTION NOTE

*My artwork is a simple picture of a mask in the forest, the mask was thrown there by some stranger (littering), when I saw it I knew it described how COVID19 has affected the environment. This picture reminds me that whenever we were back to our normal lives, after lockdown is finished we should still protect our environment, we have to try to travel less, during the first lockdown global gas emissions were 17% less than that month last year, we need to keep this statistic and keep our air clean. When editing the picture I brought down the vibrance of the background to represent how our environment is dying.*

(Statistics source = <https://www.nationalgeographic.com/science/article/why-covid-19-will-end-up-harming-the-environment>).

# The Solar Air-Blades

**BENEDETTI Irene, SARAVANAN Sathvikkha**

ES Karlsruhe

S3



## INTENTION NOTE

*For our science fiction invention, we decided on solar air-blades. We decided on these because it is a much more friendly transport to the environment, and it is a very useful one. Our invention uses solar energy to fly. We chose solar energy because it is a much more environmentally friendly use of energy, whereas electric energy is not very friendly to the environment. The air-blades charge up and are shown on the digital display on the side of every shoe.*

*Copy of written text in art piece:*

*The Solar Air-Blades use solar energy thanks to the solar panels on their wings. These solar panels use sunlight as a source of energy and generate electricity. Each roller blade has a solar panel shaped as a wing. The battery lasts 3 to 4 hours and it only takes 30 minutes to recharge it. To do so, just make sure that the sunlight reaches the Air-Blades.*

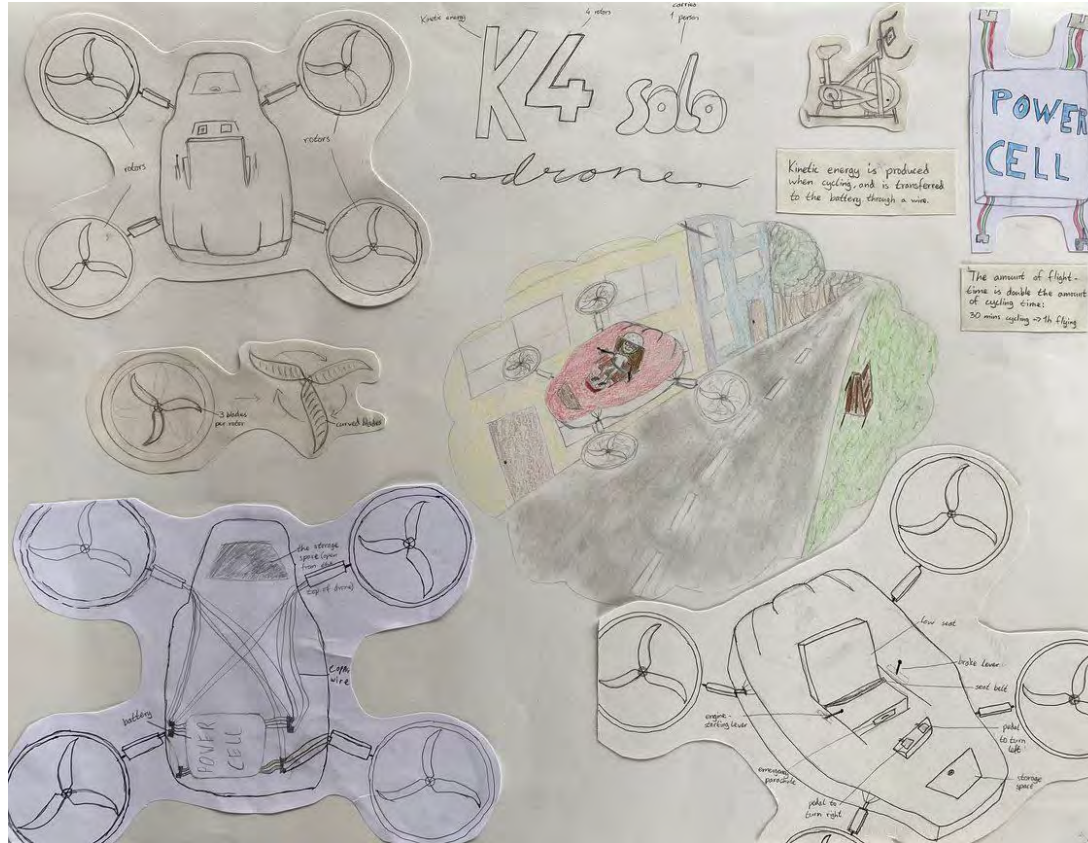


## K4 Solo Drone

BIFFAR MCLEAN Zoé, DHAIRYAWAN Krish

ES Karlsruhe

S3



## INTENTION NOTE

The K4 Solo is a drone that is powered by kinetic energy, has 4 rotors, and can carry 1 person. The drone is eco-friendly because it does not release any environmentally harmful gasses and is powered by a sustainable energy source. A battery powers the drone using kinetic energy. When you cycle on a special bike that is included with the purchase of the drone, the wheel starts to rotate, which generates kinetic energy that is transferred to the drone battery through copper wires. This process of charging the battery with the bike is done at home. The drone ensures safety because it has a seatbelt, an emergency parachute under the seat and you will need a helmet. This drone is a science fiction concept because it can carry the mass of an adult as well as some luggage, while keeping its stability and not falling to the ground because of the weight. Buy the new K4 solo drone!!! Enjoy a birds eye view with the new K4 Solo drone that will make u feel at home.

Copy of written text in art piece:

Kinetic energy is produced when cycling and is transferred to the battery through a wire. The amount of flight time is double the amount of cycling time (30 min cycling = 1h flying).

# HOVER BOARD 3.0

CASPARY Noah, WISSMANN Nico

ES Karlsruhe

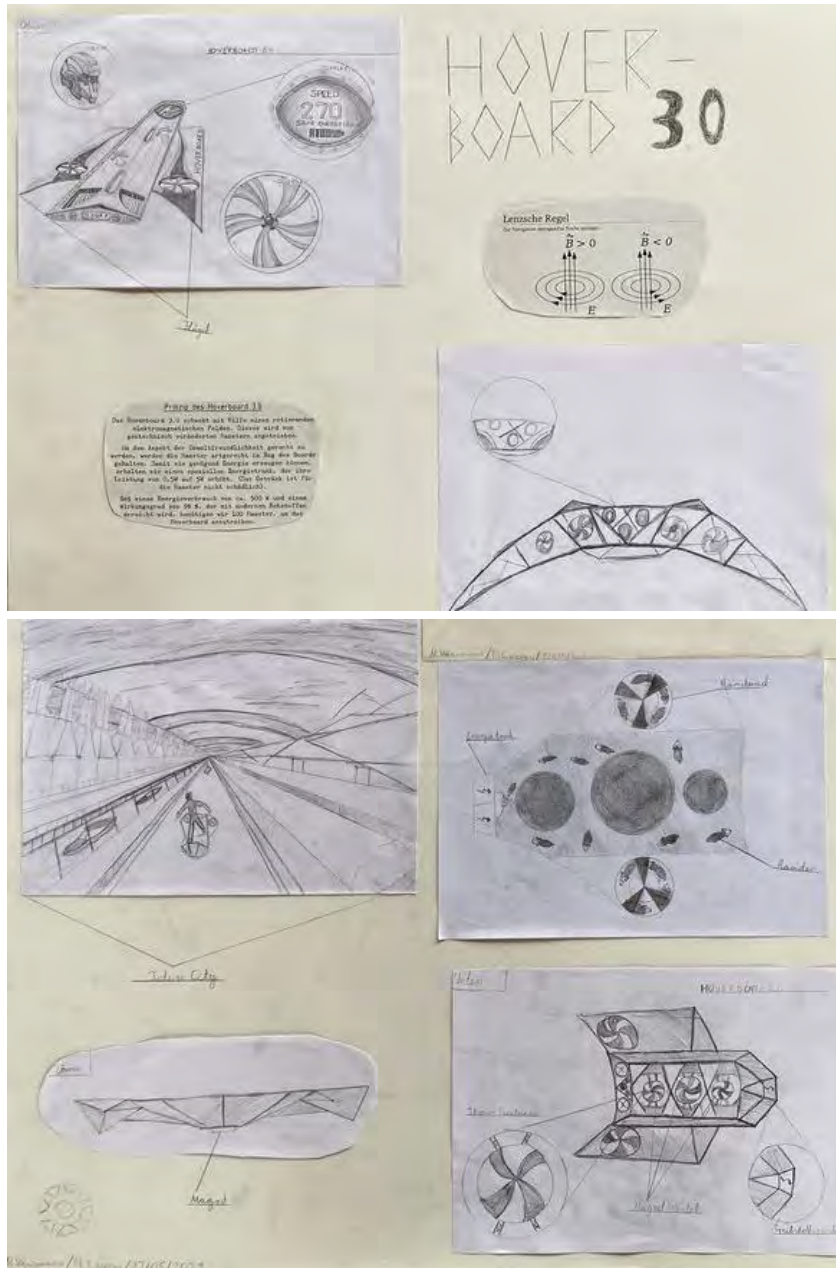
S3

## INTENTION NOTE

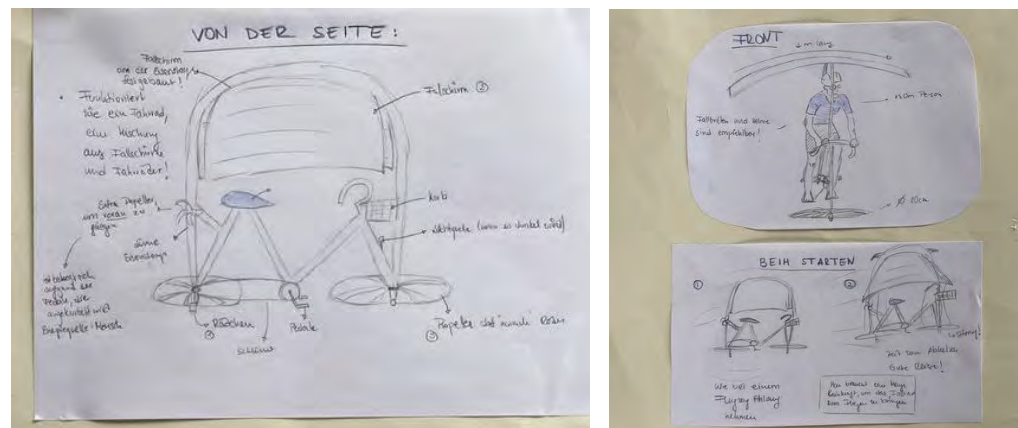

*The Hoverboard 3.0 floats with the help of a rotating electromagnetic field. This is powered by genetically modified hamsters.*

*To fulfil the aspect of environmental friendliness, the hamsters are kept in the bow of the board in a species-appropriate manner. So that they can generate enough energy, they receive a special energy drink that increases their power from 0.5W to 5W. (The drink is not harmful to the hamsters).*

*With an energy consumption of approx. 500 W and an efficiency of 98%, which is achieved with modern raw materials, we need 100 hamsters to power the hoverboard. This project obviously has a big science fiction part, but it is grounded on scientific principles in order to create this imaginary flying vehicle. That's, how this project combines art and science.*







# DAS FALLRAD (The Parachute Bike)

DELINA Sebhatu

ES Karlsruhe

S3

27

## INTENTION NOTE

For this competition, I created an imaginary invention to fly in the air without polluting.

The "Parachute Bike" is environmentally friendly because the parachutes are made from used materials such as cotton from old clothes. Unused or broken bicycles are converted so that this can be used as a parachute. The propellers come from old helicopters or aeroplanes, which of course are converted to the size needed so that it fits for a drop wheel.

My project needs enough run-up on take-off to move the 2 propellers, which are spurred on by the pedal. Then the parachute can "open" and the drop wheel flies. There are 3 propellers: 2 at the very bottom, which give the parachute the current to fly, and one at the very back of the drop wheel, so that it flies forward.

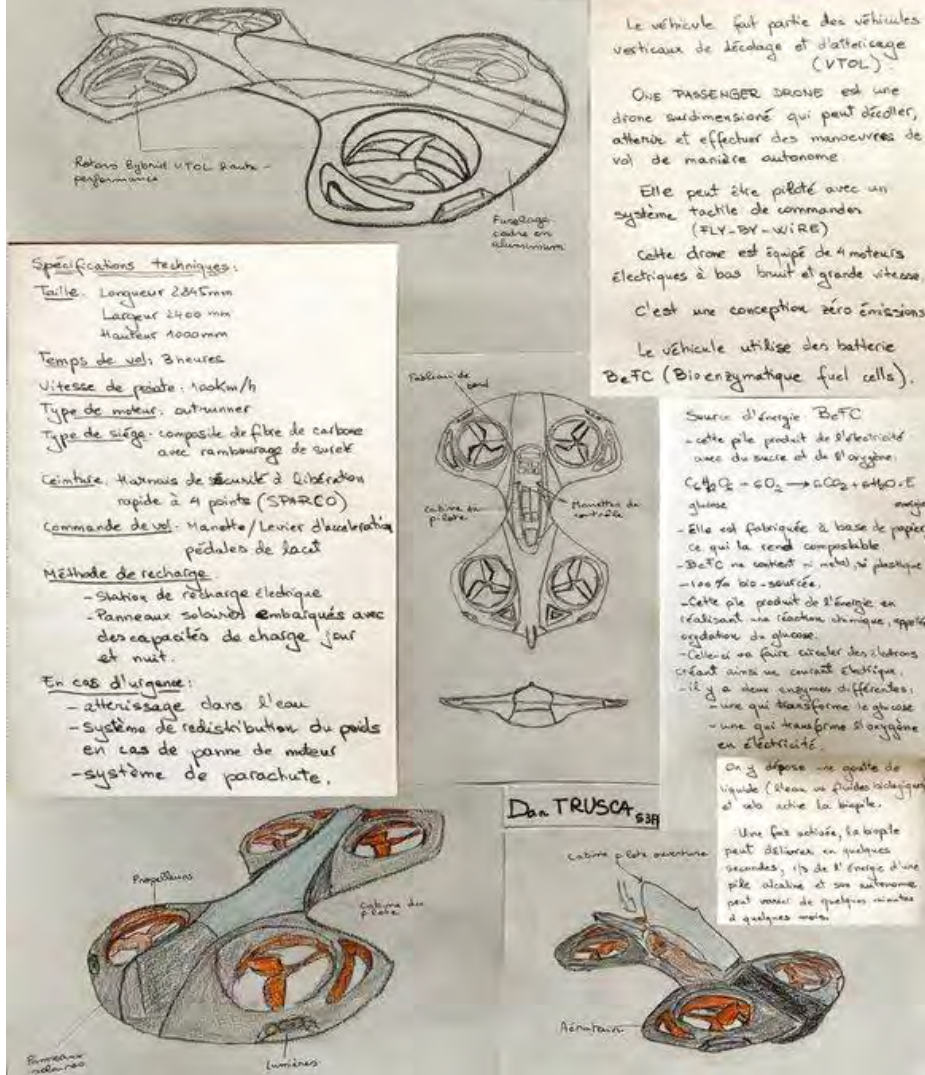
# ONE PASSENGER DRONE

## One Passenger Drone

TRUSCA Dan

ES Karlsruhe

S3



## INTENTION NOTE (1/3)

Quand mon professeur nous a présenté le projet j'ai commencé à penser à un projet de chaussures ailées, après des chaussures à propulsion puis un costume de super-héros avec des jets ou des hélices ou des ailes, utilisant une énergie la moins polluante possible. Tous ces projets me sont parus soit trop risqués, soit irréalisables. En tout cas je n'aurai pas volé avec aucun d'entre tous ces projets.

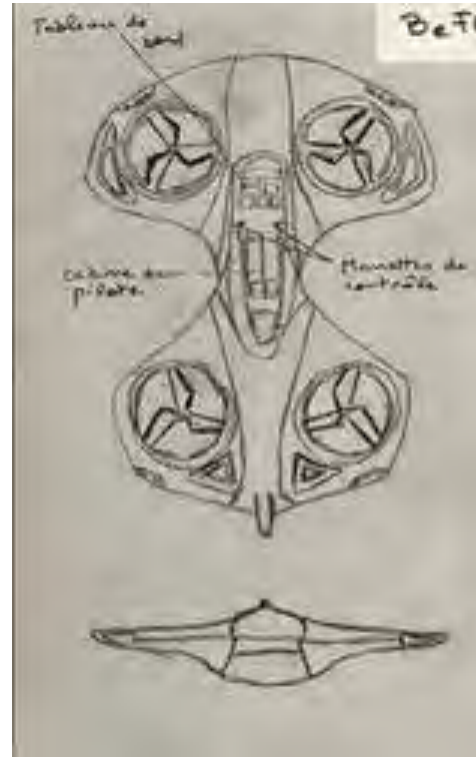
Je me suis alors dirigé sur mon ancienne passion : les drones. Quand je pilote mon drone DJI fly Combo je me sens comme si j'étais dans la cabine. J'ai pensé à ce projet qui offre une sécurité de vol et qui respecte l'environnement par une vitesse de vol raisonnable. Le drone serait utile pour transporter des humains pour des trajets de courte distance. Le passager pilote le drone lui-même, comme dans un appareil volant privé. Pour pouvoir piloter cet engin le pilote doit avoir une licence de vol.

J'ai cherché des solutions pour le système d'alimentations du drone qui soient écologiques et j'ai trouvés les batteries BeFC. (See next page).





Specifications techniques:  
Taille: Longueur 2845mm  
 Largeur 2400mm  
 Hauteur 1000mm  
Temps de vol: 3 heures  
Vitesse de pointe: 100km/h  
Type de moteur: outrunner  
Type de siège: composite de fibre de carbone avec rembourrage de suède  
Ceinture: Harnais de sécurité à libération rapide à 4 points (SPARCO)  
Commande de vol: Manette / Levier d'accélération, pédales de lacet  
Méthode de recharge:  
 - Station de recharge électrique  
 - Panneaux solaires embarqués avec des capacités de charge jour et nuit.  
En cas d'urgence:  
 - atterrissage dans l'eau  
 - système de redistribution du poids en cas de panne de moteur  
 - système de parachute,



## INTENTION NOTE (2/3)

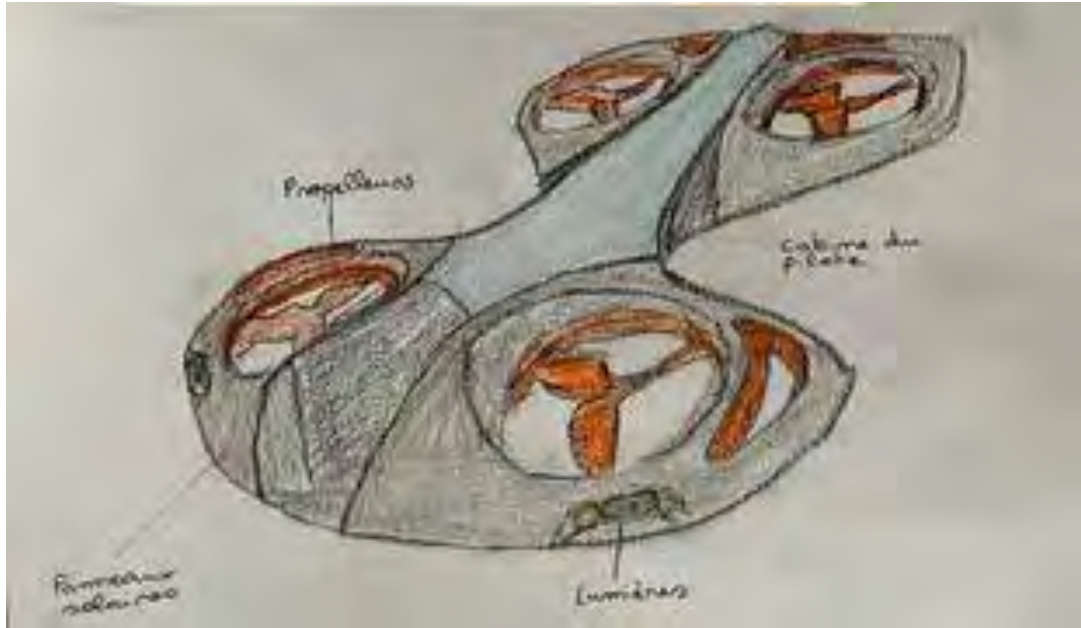
Comment j'ai fait la liaison entre l'art, la science, et l'écologie :

### • Utilité :

- J'ai pensé à un projet utile, un drone de transport humain conçu pour parcourir rapidement des petites distances.
- J'ai pensé le projet avec un rendement écologique meilleur que ce qui existe, et avec un meilleur respect face à l'environnement.

• **Imaginaire :** j'ai imaginé cet objet, j'ai analysé des informations scientifiques (le vol, les matériaux pour la construction, le poids qui peut être soulevé) et je l'ai représenté pour visualiser mon rêve.

Pour un travail créatif entre la science et l'art il n'existe pas une limite : il faut tout analyser, penser logiquement et suivre son idée. (See next page).



## INTENTION NOTE (3/3)

### **Translation to English**

*When my teacher presented the project to us I started thinking about a winged shoe project, then a propulsion shoe and then a superhero costume with jets or propellers or wings, using the least polluting energy possible. All these projects seemed either too risky or unfeasible to me. In any case I would not have flown with any of these projects.*

*I then turned to my old passion: drones. When I fly my DJI fly Combo drone I feel like I'm in the cabin. I thought of this project which offers a safe flight and respects the environment with a reasonable flight speed. The drone would be useful for transporting humans for short distances. The passenger pilots the drone himself, like in a private flying machine. To be able to fly the drone, the pilot must have a flight licence.*

*I looked for solutions for the drone's power system that are environmentally friendly and I found the BeFC batteries.*

*How I made the connection between art, science and ecology:*

- **Utility:**
  - *I thought of a useful project, a human transport drone designed to travel small distances quickly.*
  - *I thought of the project with a better ecological efficiency than what exists, and with a better respect for the environment.*
- **Imagination:** *I imagined this object, I analysed scientific information (flight, materials for construction, weight that can be lifted) and I represented it in order to visualise my dream.*





## Bridge of Life

ACHA Maria Gloria, BAŃCZYK Mateusz, BARTCZAK Stanisław, CZARNECKA Zofia, DORDA Malwina, JASICA Antonina, KAPERA Matylda, KLIMKOWSKI Julian, KOKOT Aleksander, LINDEN Marcel, LIZER Dorota, LOPA Inès Emma, MAKOSZ Ignacy, MICHALUS Mikołaj, OLEJNIK Nadia, PETITJEAN Mélanie, PIEKARSKI Adam, PIOTROWSKA Lena, POCIASK Kinga, ROGINSKI Antoni, SITARZ Stanisław, SKOCZYŁAS Lilianna, STOŁOWSKA Milena, VANMECHELEN Ada, WALIGORA Michał, WIERTLEWSKI Oliwier, WSZELAKI Pola, ZIENTEK Bruno

ES Luxembourg I

S2

## INTENTION NOTE

*The students were thinking how wild animals could be saved. Every student of the class took part. Collage consists of many colorful animals/birds drawn by students. A bridge is made using the rests of small papers.*

*Format 130\*200 cm.*

*Materials: paper, paints, pencils, wall paper.*

*``Deforestation should be stopped, because a forest is a home for many animals``.*

*A composition was made to remind us that animals are lacking place to live, because of increasing irresponsible human activity. The bridge made of rests of paper shows that waste should be recycled and used for the good purpose.*



## Elysian

KOUNKOU NGANGA liris

ES Luxembourg I

S4

### INTENTION NOTE

*The idea behind my artwork was to show a potential future of humanity. I wanted to create a space full of plants with a beautiful view to our galaxies. The idea was to mix astronomy and the plant world together. I was inspired from sci-fi series and films that happens in space. I wanted to draw that looks peaceful.*



## A step to Salubrity

TROFILOVA Anastasia

ES Luxembourg I

S4

### INTENTION NOTE

*This artwork was inspired by the environmental movements created in the past few years to clean the oceans and promote awareness about the dying coral reefs, or sea life surrounded by plastic. The sciences and the environment show society that becoming one with the nature and prioritizing it creates a chance for a long-lasting healthy sea life.*





# Rêve en vert pour un monde meilleur

**BADALE Alina**  
ES Luxembourg II  
S1

## INTENTION NOTE

*La peinture représente le monde réel, plutôt „cauchmardesque“ et le rêve en vert se réalise par la collaboration de l'art et de la science.*


*Taille : A3 et technique acrylique.*

### **Translation to English**

*The painting represents the real world in a more nightmarishly mood and by dreaming green and by the collaboration of art and science the good and sustainable world appears.*

*Size A3 and technique acrylics.*





## Change

KRANJEC Rebecca

ES Luxembourg II

S2

### INTENTION NOTE

*My art work shows the two faces of our single world. On one side we can observe the world's sad face who is suffering from climate change caused by pollution of industries, smog, fire and other factors that mishandle the world. On the other side, we can see our hope, the beautiful green world and breathe clean air. The little bottle used in the laboratories shows the contribution of science with the water symbol to the green future of our world. This is what we hope for, Dreaming green.*

*I drew it on A3 paper and used coloured pencil to complete the drawing.*

## Hope for better

MESSORI Ginevra

ES Luxembourg II

S3

### INTENTION NOTE

*My art work represents the world in a form of human being that suffers on one side, hopping for the better environment on the other.*

*The left side represents dark, ruined, and full of smoke and dirt, showing the nature destroyed by pollution.*

*On the right side of the human figure, I wanted to show the splendid and wonderful nature that surrounds us, with the help of modern engineering, a simple gesture; through a wind turbine for renewable energy.*

*It is drawn in A3 size paper with coloured pencil.*







## The Fight

CAERS Dries

ES Mol

S4

### INTENTION NOTE

*My drawing represents the fight between good and evil, reinterpreted as an arm-wrestling match between Pollution and Nature.*

*On the left side, the demon represents the bad side of society, with all the factories and traffic jams and nuclear plants. The darker background represents the atmosphere full of smoke blocking the sun and making the world darker.*

*To the right, the god of Nature represents the little good that is left in this polluted world. Wind turbines and solar panels supply green energy to try to replace the power plants. But more important, the trees, which still flourish a little bit in this world, trying to not get cut down and trying to save the world from its doom. In the sky on the right side you can see some beautiful clouds and a light sky representing how the sky would look if we don't destroy everything green in our world.*

*Both sides are having an arm-wrestling match trying to knock each other out. And the stakes are high, because the winner of this all deciding match gets the ultimate trophy, the world. At this moment, we will have to choose between two possible futures, a green dream, or a gray nightmare*

*Technique: Graphite pencil on paper.*



## The Magic Tree

DELL'ACCIO Camille

ES Mol

S1

### INTENTION NOTE

*I made this drawing because we have to stop destroying the forests of our planet. In my dream, a man would like to cut this fabulous tree, but the tree is protected by a magic sphere.*

- *The planets represent science.*
- *The tree represents nature.*
- *The man represents mankind destroying nature.*

*I was inspired by a card game, called Dixit.*

*Technique: Colour pencil on paper.*





## Dreaming BiG

MASSUCCI Azzurra

ES Mol

S3

### INTENTION NOTE

*The human inside the laboratory flask is genderless. It represents our own prison inside our minds. The drawing wants to show our success and our mistakes and how a single mind can help us in fixing them. The car and the rocket represent the success, while the dry tree, the single turtle, the lethal gun and the water pouring onto the glass represent the mistakes. The turtle represents the extinction of many species and the pollution of the seas. The water bottle and glass also show water pollution, water shortage and high usage of plastic. The withered tree shows how wildfires are ruining our forests and supplies of oxygen. The gun represents terrorism and wars that are killing many innocent lives. The red background wants to underline how our beloved Earth is quickly dying and how urgent is the need to fix it.*

*Technique: Alcohol, metallic and calligraphy markers on paper.*



## The Forest

MCGEE Anna

ES Mol

S4

### INTENTION NOTE

*In this piece you can see a young girl sitting in the forest. The young girl is meant to represent mother nature and its innocence. The forest is catching fire and so is she, showing the world problems decay and aggravate the peaceful view. The anger in the fire and the smoke in the air is replicating the damage the world is doing to nature and wildlife. The young girl is holding a bird in one hand showing the connection between nature and wildlife. The bird is radiating heat showing that the animal can adjust with time and cope with the fire breaking down the earth.*

*Technique : Digital Drawing.*



## Plant of Light

SCHAERF Stella

ES Mol

S1



### INTENTION NOTE

*At the basis of my art work lies my interest for genetical modification and research of plants that will help to discover and invent new cures and solutions to save humanity from disease and hunger.*

*My work is a multimedia work in which I combine silk painting and photography. A genetically modified plant rises out of the darkness that symbolizes droughts, hunger, disease and human suffering in general. It rises into the light of science. The multi-coloured background represents patterns of nature such as leaves but is also reminiscent of cell structures seen through the microscope, thus symbolizing the patterns of nature enhanced and enlightened by science.*

*Technique: Silk Painting / Photography.*

# Lady Green

HOYAL Aeronwy

ES Munich

S2



## INTENTION NOTE

*I was inspired to draw my picture mainly because I love art and I wanted to support this great project. To me "Dreaming Green" make me think of nature. I then thought that nature is in fact a sum of its parts and I decided I wanted to draw that.*

*My drawing was on an A2 sheet of black card so you may have to zoom in to see all the details (e.g., the dragon in the iris). I only used colour pencils. I wanted to keep it simple because that is what we need to do to protect our environment.*





## Get Real - Take Action

KOPUSTINSKAITE Lina

ES Varese

S3

### INTENTION NOTE

*With my collage I wanted to show the world, what will happen if we don't take action. We should do whatever we can to help our planet. My intention was the robot would signify this is in the future, he is looking at two different pictures of what's happening in the world and he is doing nothing to stop it. My love for animals and being able to see what pollution had destroyed with my own eyes has inspired me. I know on the surface, my work doesn't really relate to dreaming green, it's quite the opposite. But the message I am trying to get across does relate.*

*"Let's not let our planet become like the one in my picture, let's try to make a better world for future generations so they can dream green, and not act like the robot, emotionless and ignoring."*

*Montage / collage/ mixed media on paper, size A2*



## Green Planets

PANAGOS Artemis

ES Varese

S1

### INTENTION NOTE

*My picture shows expansion into green space: with the green rocket to green planets, but many many different tones of green...dreaming dreaming.*

*Watercolor on paper, A3.*





**We will all make a deal if industry from grey turns to green**

PANAGOS Christakis  
ES Varese  
S3

## INTENTION NOTE

*I represented the effects of the industry pollution like a war.  
So our superheroes have to save the word... THE TIME TO PLAY IS OVER!!!*



# Global Warming

VAN HUMBEECK FONSECA Rafael, VAN SCHELT Noa

ES Varese

S3

## INTENTION NOTE

Some marginal notes on our drawing provide all information. (See hereafter).

Lack of food:  
Polar bears are having huge difficulty - as in finding food & are obliged to eat each other. This will happen more and more often in the future.

Woods:  
Woods will be cut & animals won't have their natural habitat anymore.

Australia:  
There are long periods of drought & there are causing fires in the whole world, look at Australia  
→

Sea & oceans:  
All seas and oceans will be polluted & contaminated by the oil industries & plastics. Coral Reefs are among the most endangered things. Organisms that live and feed there are in great difficulties.



**SENIOR SELECTION**  
**S5-S6-S7**



## Urban Garden

BRITZOLAKIS Emiliano

AES Heraklion

S6

### INTENTION NOTE

*This triptych shows a plant growing up in the communal garden of an apartment building in Heraklion, Crete, Greece. Apartment buildings (seldom higher than 6 floors due to strict regulations) are the most popular way of living in Greek cities. They all have balconies but very few have communal spaces. Often all apartments share a tiny garden usually in the pilotis - an area that in Greece is mostly used as a parking space. Shared, urban gardens should expand more and people can also use their often disregarded roof terraces as well.*

*Material: Photography.*



# There is no life without electricity

MAZZEI Andreas-Theodoros

AES Heraklion

S6


## INTENTION NOTE

*From the operation of a computer to the cultivation of crops electricity is essential. Is the main element that starts any device available in our homes, workspaces and the entertainment industry.*

*It has infinite uses and there is an open and crucial discussion about how to produce electricity in an environmentally friendly way. My artwork pays homage to this amazing invention, the humble lamp.*

*Material: Photography.*





## Tall Things

**SBYRAKIS Yiannis**

AES Heraklion

S6

### INTENTION NOTE

*In our daily lives we do not pay attention to the size of objects around us because we have not learned to think on this scale.*


*Man is tiny in front of the universe and I would like to show his vulnerability by taking photos of heights.*

*Those are the mountains of Metsovo, Epirus, an amazing mountain range in Northern Greece currently facing multiple dangers due to the climate change, mainly forest fires and soil corrosion.*

*This artwork is a waking up call for immediate action as science can give us the tools in order to save this unique landscape.*

*Material: Photography.*





## The future in our hands

TEFFRI Camille

AES Manosque

S6

### INTENTION NOTE

*We are responsible for the environment, for its future and for our own future.*

*Material: Acrylic paint on paper, A3.*



## Framing reality

VAN HERCK Aelin

AES Manosque

S6

### INTENTION NOTE

*It shows the perfect world inside the frame, but is surrounded by the reality, which is ocean pollution. Even the plane changes into a bird to appear beautiful and fun but it is ruining the world.*

*Material: Mixed media Watercolour/Photoshop.*



# Green Progression

GARELNABI Tamara

AES RheinMain

S7



## INTENTION NOTE

*I manipulated and fused different images together to show the power of nature and how this can manifest itself in the most unlikely places, not without a little humour (the first image). I want to show that every dream or wish might start small, but we must not give up hope and our Green Dream.*

*Material: Digital artwork with consecutive images*



## Flooded by nature

**NAWIED Fereshta**

AES RheinMain

S7

## INTENTION NOTE

*I manipulated and fused an image of New York in the 50s with various images that I associate with nature to show what Green Dreaming looks like in my imagination. I have only lived in cities. The idea of the man-made structure being overpowered by natural forces such as plants and animals I found very intriguing. The art work's effect is best when you see the consecutive images very quickly one after the other. I used a sequence of images to imply the only constants we have: time and change.*

*Material: Digital artwork with consecutive images.*

*To be looked at in this order : top left, top right, bottom left, bottom right.*





## In Paradise

NURUMBETOVA Raniya

AES RheinMain

S6

### INTENTION NOTE

*When I heard about the theme Dreaming Green I thought immediately of the garden of paradise. I wanted to paint my own version. The main focus is on the woman, representing beauty and growth. On her side the peacock is a symbol for happiness and harmony. The snake is just a part of nature and not intended as a threat. Eva is pointing to the apple, reminding us that we need nature to nurture ourselves, both physically and mentally.*


*Material: Acrylic on canvas, 40 X 40 cm.*

## How little can change us

BABIARZ Antoni Jakub

ES Alicante

S6



### INTENTION NOTE

*To connect more than one subject to the topic of “Dreaming green”, I have decided to focus my work on the two most important subjects to me: Chemistry and Biology. The chemical formula, which is the main body of this piece of art, is meant to represent a drug from a psychoactive family. I wanted to show how simple are the formulas that can change the work of our complicated brains. The rough texture which I have painted on is meant to represent the imperfection of human biology. I have decided to paint this because I find the topic on drugs and their effects on the human brain very interesting.*

*Dimensions: 117 cm x 89 cm; technique: spray paint on canvas.*





## Art in Zero Gravity

CLANCY VIDAL Alba, ROMERO Ana Almoguera

ES Alicante

S7

### INTENTION NOTE

We present this work as a simple tribute to the talented Austrian artist Friedrich Stowasser (1928–2000), better known as Hundertwasser. Many consider him a total artist, and we could not agree less: painter, architect, poet, performer, designer and, above all, an active militant ecologist. It is impossible to dissociate the concept of green from the artist and his work, assuming this colour more than the optical effect, like any other colour. In it, green carries an intense symbolism and a rich set of metaphors. The five skins, well known by those who have already explored his creative history: the epidermis, clothes, houses, identity and earth, generate around them, by the artist's hand and through his work, an inexhaustible source of inspiration for all young pupils at schools, in the art classes, but which, as we know, goes much further than what goes on inside the classroom. As happened with this artist, thinking green must be seen as a fundamental issue for the sustainable development of humankind. At the time of materializing this thought, focused on Hundertwasser's work and belief, and because artistic creation, in our humble understanding, must be a moment of pleasure and enjoyment, we decided to play with the third skin, eliminating the straight lines, because according to the artist, they do not exist in nature, and above all fantasize. Isn't art a sublime way of creating new worlds?

Dimensions 25 cm x 35 cm, Technique: watercolor on 360 g/m paper.



## Invisible threat (to *Dreaming Green* series)

55

CAPONERA Flavia

ES Bruxelles I

S6



### INTENTION NOTE (1/2)

#### **Commento immagine 1**

*Questo ritratto intende mostrare la minaccia invisibile rappresentata dai batteri che stanziavano sulla superficie della pelle.*

*Ho provato a rendere evidente il messaggio attraverso l'uso del colore, dove il verde rappresenta la minaccia batterica. Per focalizzare l'attenzione dello spettatore sui colori ho scelto uno sfondo scuro. L'espressione del soggetto con gli occhi socchiusi vuole rimarcare la frequente cecità delle persone di fronte alla minaccia.*

#### **Translation to English**

*This portrait aims to show the invisible threat posed by bacteria that lay on the surface of the skin.*

*I tried to make the message clear through the use of colours, where green represents the bacterial threat. To focus the viewer's attention on the colours I chose a dark background. The expression of the subject with her eyes almost closed wants to emphasize the frequent blindness of people that don't even notice they're facing threat. (See next page).*

NB : Project series of EEB1 S6 class 55 to 59 working with invisible threats theme as part of moving from COVID crisis to greener days.





## INTENTION NOTE (2/3)

### **Commento immagine 2**

*Questa seconda immagine è legata alla prima per quanto riguarda il livello tematico e il riferimento dei colori, dove il verde indica la minaccia batterica e lo sfondo scuro fa risaltare il soggetto.*

*Nella foto ho raffigurato il soggetto dopo essersi lavato e aver eliminato tutte le tracce batteriche sulla pelle per concentrare l'attenzione dello spettatore su quell'unico punto della spalla dove la pelle asciutta è vittima della mano che l'ha toccata in un gesto casuale.*

### **Translation to English**

*This second image is related to the first as regards the thematic level and colour reference, where green indicates the bacterial threat, and the dark background makes the subject stand out.*

*In this photo I depicted the subject after having washed herself up and having eliminated all bacterial traces on the skin to focus the viewer's attention on that one only point of the shoulder where the dry skin is victim of the hand that touched it in a random gesture. (See next page).*

**NB : Project series of EEB1 S6 class 55 to 59 working with invisible threats theme as part of moving from COVID crisis to greener days.**



## INTENTION NOTE (3/3)

### **Commento immagine 3**

*Questa terza ed ultima immagine riprende il tema e i colori delle prime due, fatta eccezione per lo sfondo chiaro, che però ha anche questa volta lo scopo di mettere in risalto le tracce batteriche sul soggetto.*

*Le impronte digitali ben definite sul vetro del bicchiere richiamano nuovamente l'immagine della pelle che che lega le tre foto in un'altra forma di connessione.*

### **Tranlation to English**

*This third and last image takes up the theme and colors of the first two, except for the clear background which, however, is also intended to highlight the bacterial traces on the subject.*

*The well-defined fingerprints on the glass are meant to recall again the image of the skin that binds the three photos in one other form of connection.*

**NB : Project series of EEB1 S6 class 55 to 59 working with invisible threats theme as part of moving from COVID crisis to greener days.**





## Invisible threat (to *Dreaming Green series*)

56

DROWART FASTRE Lola

ES Bruxelles I

S6

### INTENTION NOTE (1/2)

*In these 3 photos, I tried to represent an invisible threat that is the germs in three ways. The first one with a body part, the second one in a portrait and the third one with an object.*

#### **Picture 1**

*On the first one, I took a photo of the shoulder of someone and I represented the germs as a contamination that is progressively moving on all the body. I took some red paint to symbolize that, the reason for this colour choice is the “chock” that someone might feel seeing this photo. We can think that the red dots represent blood which represents pain and can lead to death. As a big propagation of germs, viruses, and illness can lead to death. (See next page).*

NB : Project series of EEB1 S6 class 55 to 59 working with invisible threats theme as part of moving from COVID crisis to greener days.





## INTENTION NOTE (2/2)

### **Picture 2**


*On the second photo, we can see a girl with red hands, approaching them toward her interlocuter. I tried to symbolize the germs on the hand as inevitable. It seems that the person is forced to be touched.*

### **Picture 3**

*On the third photo, slightly different, and less “aggressive” in a way, I wanted to show to people that we leave a trace everywhere. While taking this jug of water I left traces, my germs, my DNA, maybe some eyelashes or hair.*

NB : Project series of EEB1 S6 class 55 to 59 working with invisible threats theme as part of moving from COVID crisis to greener days.





## Invisible threat (*to Dreaming Green series*)

57

MONTARIELLO Ginevra

ES Bruxelles I

S6

### INTENTION NOTE

NC.

NB : Project series of EEB1 S6 class 55 to 59 working with invisible threats theme as part of moving from COVID crisis to greener days.



## Invisible threat (to *Dreaming Green* series)

58

GROBE Nikolett

ES Bruxelles I

S6

### INTENTION NOTE (1/2)

#### Overview & Picture 1

*I chose this style of photography, because I wanted to emphasize that the virus can get you any time of the day and that you can't really escape it (because you can't see it, and it spreads really quickly). I wanted to show with the black and white contrast with a pop of color the spread of the virus and I think I managed to do well. (See next page).*

NB : Project series of EEB1 S6 class 55 to 59 working with invisible threats theme as part of moving from COVID crisis to greener days.







## INTENTION NOTE (2/2)

### **Picture 2**

*On the second photo I didn't blur the back ground on purpose to show a more "daily life" feeling that you have an insight in someone's life=you get the feeling like you know them in a way.*

### **Picture 3**

*The 3rdphoto: the facial experience was rather happy, because you don't realize the viruses until you are affected by it until you are sick/don't feel well...*

**NB : Project series of EEB1 S6 class 55 to 59 working with invisible threats theme as part of moving from COVID crisis to greener days.**

## Invisible threat (to *Dreaming Green* series)

O'GRADY FENNET Oscar

ES Bruxelles I

S6



### INTENTION NOTE

#### **Picture 1**

*The first photo is one of me coughing in my hand, a very common mistake people make, especially during a Coronavirus pandemic. And as hands are used very often, I decided to use the blue paint on my hands to illustrate the germs, and I chose blue because it was a good colour match with my hoodie and jeans. I also made my face more "orange", to show that I'm coughing, and because orange is blue's complementary colour as well.*

#### **Picture 2**

*The second one is a picture of my hand about to use the door handle. Since many people do not disinfect their hands, door handles are full of germs and bacteria. I made a close-up on my hand, to show the blue paint underneath, and I blurred the background to give an emphasis on my hand and the handle, which also happens to have some blue traces on.*

#### **Overview**

*As for the collage, these two pictures are side by side to show that this is a common yet disgusting scenario. I saw somebody without their mask cough in their hands, and I thought it illustrated perfectly the invisible threats topic, because it shows that people don't believe that the coronavirus will affect them or even affect other people, since its invisible.*

NB : Project series of EEB1 S6 class 55 to 59 working with invisible threats theme as part of moving from COVID crisis to greener days.



# The Writing's on the Wall

ZIMMERMAN Amélie

ES Brussels II

S7



## INTENTION NOTE (1/2)

*Inspired by "The Right to Know" (1968) by Norman Rockwell, this mural was painted on a public wall, in a school, for a reason. Humans continue to add gigatonnes of greenhouse gases into the atmosphere at a rate that is not compatible with human civilisation as we know it. Everyone has a right to know that we are accelerating into a minefield of catastrophic tipping points. Everyone has a right to know what is happening above their heads - both in atmosphere, and with those in power.*

*The wall represents the non-negotiable laws of physics and chemistry. The faces represent the rights of those who will be worst affected by the consequences of the climate crisis. Schools, the media, politicians... everyone, needs to face reality.*

*The wall is 15 meters long and 6 meters high. The design we made was projected at night onto a whitewashed wall, to give us the key lines for our spray paint. After this first evening, we layered the colours on day by day for 5 days. We needed scaffolding and specialist face masks, and we used cardboard templates for the lettering. The truth is that we were rather intimidated by the size of the space we had to handle, and by the use of spray paint as a medium. But these anxieties are in tune with the subject that we were painting.*

*Martin Luther King was shot dead in 1968 (the year of the original painting). It was tragic end to a life that was dedicated to justice at a systemic level. He kept his "Eyes On The Prize": he accepted nothing short of laws to embody the rights of those people whose lives were fundamentally compromised by the status quo. He was courageous, because he needed to be. (See next page).*



## INTENTION NOTE (2/2)

*For decades we have known the climate science, and only responded with small, comfortable individual actions. Emissions have only accelerated. Millions of people are dreaming green, but unless our dreams about the future are tougher and grounded in the reality of science, the status quo will not change.*

*The data in our project Cut11% ([www.cut11percent.org](http://www.cut11percent.org)) has been endorsed by many of the world's leading climate scientists, such as Professor Kevin Anderson. But people do not easily engage with numbers, so we painted this huge wall to hold people's attention. Who knows that the carbon budget for 1.5°C will be spent in less than 5 years? As the biblical Book of Daniel (Chapter 5) warned, "The Writing's on the Wall".*

*We have a society that is distracted by "the me, the more and the now". The wall is about "everyone". It is about "modesty". And it is about "the future". We painted the wall so that anyone could stand in front of it, and standing in front of rock-solid science, make a social media post about the truth. We painted the wall so that any school could copy it with their own artistic skills and ideas, and thereby add their faces and voices to the call for laws that are rooted in hard science.*

*In fact, it is great fun to do. It took a whole week to paint during the Easter holiday, but the sense of community, purpose and achievement was worth every second. With the global protests for climate pushed off the streets, we thought it was time to make a statement and reclaim a part of our civic space.*





## I see trees of green

POELEMANS Klara

ES Brussels IV

S5

### INTENTION NOTE

*For my Dreaming Green entry, I was inspired while eating an apple. An apple that was seemingly perfect on the outside, yet somewhat bruised on the inside.*

*I therefore chose an apple to represent the Earth and set up the dichotomy between a world of pollution and uncertainty and a world of purity and hope.*

*On the left, the greys were chosen to represent mankind's influence on the state of the Earth. On the right the colour scheme aims to capture the Green of which we Dream...*

*Also on the right, a single bird, representing hope for the future.*

*The title of my artwork is taken from the opening line of Louis Armstrong's 'What a Wonderful World', a song of appreciation for the beauty of our surroundings.*

*Material: Acrylic on canvas, 30 X 40 cm.*



## Destructive Diligence

SHOPOVA Maria

ES Brussels IV

S6

### INTENTION NOTE (1/2)

*Climate change is a serious issue we have been faced with for a long time, however only recently are more and more people turning their attention towards it.*

*This abstract fantasy artwork looks a bit like a scene out of a dream, however it depicts many real life things. A person cutting down a small tree. Factories polluting the air. All these things ultimately leading to the melting of the floating ice, causing a rise in water levels shown in the bottom of the artwork. These forms of destruction cause many animals to fall off and plunge to their deaths. Luckily there are hands there to grab and save them.*

*In my artwork there is a gradient going from light to dark up the picture, towards the sky. In the bottom of the artwork, hands are reaching out to help save the falling animals which are suffering due to humanity destroying their climate. The overall tone surrounding the hands is light and green. I used those colours to express the hope that we could someday help save all the creatures and their habitats that we are currently destroying, before it's too late. As one's eyes go up the picture towards the industrial factory, the overall tone of the picture begins to darken along with the background sky, almost turning black. Black and darkness are generally seen as cold, dreary, dangerous colours. This change in saturation and tone is there to show the death and destruction mankind causes with its factories and pollution.*

*On both the bottom and top of the picture there is a contrast between good and evil, life and death, hope and despair, and bright green and darkness. (See next page).*





## INTENTION NOTE (2/2)

*In the close centre of the artwork there is a glowing tree. The glowing tree is there to symbolise life and nature. I made it small on purpose, in order to show just how little nature there is left in our world in comparison to artificial, human made structures.*

*The man stood on the ice will eventually fall to his doom as the ice melts. The more he cuts at the tree the more the ice will break, eventually letting him fall through. The man has no idea and just continues swinging his axe. To quote Terry Swearingen, "We are living on the planet as if we have another one to go to" and the man in the artwork is of the same opinion. He believes the other islands will stand forever, even though they will melt too. However once he falls off the ice and there is no hand to catch him, it will be too late for him to realise that he made a mistake by cutting down that one small tree.*

*Analysis of the title: The word "destructive" is often used in negative connotations and means to cause something harm by breaking it down. "Diligence" on the other hand is often seen as something positive. A determined person working hard towards a goal, would be called diligent. Yet, when you mix these two words together, "Destructive Diligence", you get a very negative and distressing message behind it. That being that humanity is working tirelessly and persistently towards its own destruction. As shown in the picture by a man putting all his efforts in cutting down a small tree, humanity overall puts a lot of effort in destroying biodiversities and nature, while doing a lot less to help preserve it. Therefore working diligently towards destroying, but working a lot less towards rebuilding.*

*To conclude, this artwork shows how humanity is working towards its own downfall by ruining the very nature which helps us survive. It also shows however, that there is still hope as there are hands reaching out to save the falling animals.*

*Digital Work*

# Astronaut turtles in pink & yellow skies

VANBERGHEN Alexandra

ES Brussels IV

S7



## INTENTION NOTE


*My work relates to the theme of "Dreaming Green" as it is centered on the importance of ecosystems conserving their energy and matter. Ecosystems can be of different sizes and can be marine, aquatic, or terrestrial. Therefore, I chose to incorporate the meeting of marine life and space since these are two infinite aspects of life. We have barely discovered just how mysteriously large existence is because space is infinite and out of reach, while the oceans are limited to our planet. We've only explored about 5 percent of the earth's oceans. Space exploration is even newer, with about 96% being a mystery to scientists. This leaves room for our imaginations and art to take over.*

*There is a hidden metaphor in the pink planet's maze. It signifies the undiscovered, and how we are trying to find solutions to improve how we take care of the planet. The maze's metaphoric possibilities are as endless as its corridors, which is why each person, each generation, each culture may interpret it how it desires. This applies to how we will work together; how European member states will meet to agree and disagree on taking action for climate change. Every person has an individual take on how they have changed aspects of their life to strive for environmentally friendly living. For example, veganism, sorting trash, buying less plastic and thrifting.*

*The animals present in my work are turtles, jelly fish and koi fish. Approximately 61 percent of the world's 356 turtle species are threatened or already extinct, and the decline could have ecological consequences. Rising sea levels, ocean acidification, and overfishing are problems that the ocean faces right now. An ocean full of jellyfish is a probable future. Changes in ocean temperatures and currents brought about by climate change will lead to alterations in climate patterns around the world. Since maybe one day we will have to find habitats in space, on another planet, I portrayed the beauty of our universe and it's variety of organisms.*

*Material: Acrylic on canvas, 100 X 70 cm.*





## The Microcosm

HAGON Gustav, MURRAY Daniel

ES Frankfurt

S6

### INTENTION NOTE

*The Microcosm* It is perhaps easy to forget, when we walk through a forest, climb a mountain or cook our food that the majestic structures and essential nutrients nature provides us with are composed of trillions of cells coming together to form the vast variety of life that exists on our unique planet. If you look through the lens of a microscope, that hidden world reveals itself, equally astounding in complexity as our macroscopic world. The cellular structures constituting organisms can be just as elegant and beautiful in their adaptation to their tasks as the organisms themselves; life is art and deserves to be showcased in its entirety. Moreover, if the COVID-19 pandemic has taught us anything, it is that even the most minuscule things can have a huge impact; a virus, a simplistic structure, consisting of a protein and lipid bilayer coating containing a single, 30kb long strand of viral RNA, has brought the world to a halt for over a year now.

*In a collage of images taken by us with a light microscope from all 5 kingdoms, from spirogyra algae (seaweed), the motor neurons of a pig (sky), the mycelium of penicillium (fish) to several plant tissues and smears of bacteria (sponges), depicting a landscape we emphasise the beauty as well as the importance of the microscopic world and nature as a whole. Its applications can help tackle climate change and pollution, thereby securing a brighter future. Take for example the Japanese researchers working at the Kyoto Institute of Technology discovered Ideonella sakaiensis, a species of bacteria which can digest polyethylene terephthalate (PET). Coming out of this pandemic we must seize the initiative to build back green, turning our back on the likes of fossil fuels for good, with the strong motivation that if we do not, we will lose the beauty of life as we know it, both on the grand and microscopic scale.*

*Material: Acrylic on canvas, 100 X 70 cm.*



## The beginning - Changes start with a single dream

MUDDE Sofia  
ES Luxembourg I  
S6

### INTENTION NOTE

*Many people still think that dreams are just illusions. Science has long been researching brain activities in the state of dreaming and has come to amazing results. Here is the interface to my idea. If dreams are more than just illusions, then dreams can come true. Let's dream green.*

*Material: Acrylic on Canvas 100 x 80 cm*



## A Ripple of Reality

SAKS Sadu  
ES Luxembourg I  
S6



### INTENTION NOTE

*Much too often we get imprisoned into the ways of our urban environment, technology and innovation. Whilst all of that is good and necessary, we cannot let ourselves forget about our roots. We must tear apart the artificial, the industrial to find where we truly belong. A dream everyone finds themselves having, could actually be a reality if we all work together. We must pull ourselves out of deception to find the Green Dream. Our values should go back to what they were without letting down the human instinct of curiosity and change. We must pursue a green and durable society.*

*In my work, you see a crack in the mass of paper and journals, out of which the hands of two men are protruding. The hands are statues that sit on top of the canvas, giving the piece a 3D feeling, as if the men were reaching out towards the viewer. Inside the ripple you are able to perceive a natural background, composed of leaves and greenish branches. The men appear to belong to this jungle like environment. Their faces are peaceful and calm. I wanted to design this sort of freeing image in which the dreaming is represented as a goal, something to strive for. That is why the men are pulling apart the wall of artificial illusions, in an effort to spread their Green Dream.*

*The middle of the image is an acrylic painting. The journals were glued to the sides with hot glue, as were the hands, and repated for a few layers. The hands are pre-made statues that were cut and painted to fit the rest of the image at the desired angle. The skin and nails were painted with acrylics. Leaves and rings were added for details.*

*Material: Acrylic on canvas, 70 X 50 cm*

# Time

EHLINGER Sarah

ES Luxembourg II

S5

## INTENTION NOTE

*One of the only things that humans cannot control is time. Time, the one that keeps us going despite all the mistakes we make, the one that decides when a moment or a life stops. Today we are gradually realizing that we are short of time. If we do not find a solution or if we do not put very little effort into our planet, the time that preserves our mistakes will overwhelm us. So through this design I want to send a single message: we must act before our mistakes are forever inked in time!! Thank you.*

*Material: Acrylic on canvas, 100 X 70 cm.*







# A Drowning World

MIKLAS Emily  
ES Luxembourg II  
S6

## INTENTION NOTE

*The drawing shows the earth which is fallen into the ocean and is destined to go further deeper in the abyss.*

*It alludes to the rising temperatures and to the threat of the rising sea levels, which could displace millions of people and create catastrophic geographic and economic consequence for many nations.*

*The scene is dark and it is meant to inspire loss and sadness. But there is also light above the water's surface signaling that there were other options that humanity could have chosen.*

*Size: Paper 28 x 36 cm.*

*Technic: Colour pencil with a touch of acrylics.*



## What if we evolved from trees?

RIES Myriam

ES Varese

S6

### INTENTION NOTE

*The painting represents the first warm day of the year. It has just become warm enough to only need a T-shirt. The work depicts trees with humans qualities this connecting humanity to nature. It is inspired by the song "Us and the Rainbow" a song which makes me feel like I'm reminiscing on a joyous memory, yet melancholic that I'll never experience it again. It also reminds me that when I'm having a bad day the sun will come up tomorrow and good day again will return. The piece evokes the feeling of serenity; the cloudless sky, the green grass, and the contrasting pink crown of the tree, give the painting life and color. Once again, reminding me that tomorrow is a new day full of hope.*

*The painting expresses the importance of society and the psychology for there to be someone with you, to make the best of days even better. Although the painting would be blissful even without the "tree-people", the addition was to demonstrate how certain moments in time are better with the right friends. Furthermore the dog is also there to highlight how companionship fulfills a basic psychological need that any social animal has."*



# ORGANISATION & PARTNERS

EUROPEAN SCHOOL OF BRUSSELS IV

ART & SCIENCE COORDINATORS

RESEARCH EXECUTIVE AGENCY (EC)

EU GREEN WEEK

The **Art & Science competition : Dreaming Green** is coordinated by the **European School of Brussels IV (Laeken)** and open to all European Schools and Accredited European Schools.

Local **Art & Science coordinators** have been appointed in each participating school. Their mission consisted in selecting the artworks that would enter the competition.

The [Research and Executive Agency](#) of the **European Commission** is a partner of the event. They have agreed to sponsor the event and have shown great support throughout the whole organisation of the competition.

The Art & Science competition : Dreaming Green has been selected as a **partner event** of the [EU Green Week](#).

